



# MGCC B


Technische dag 2020

Remleidingen

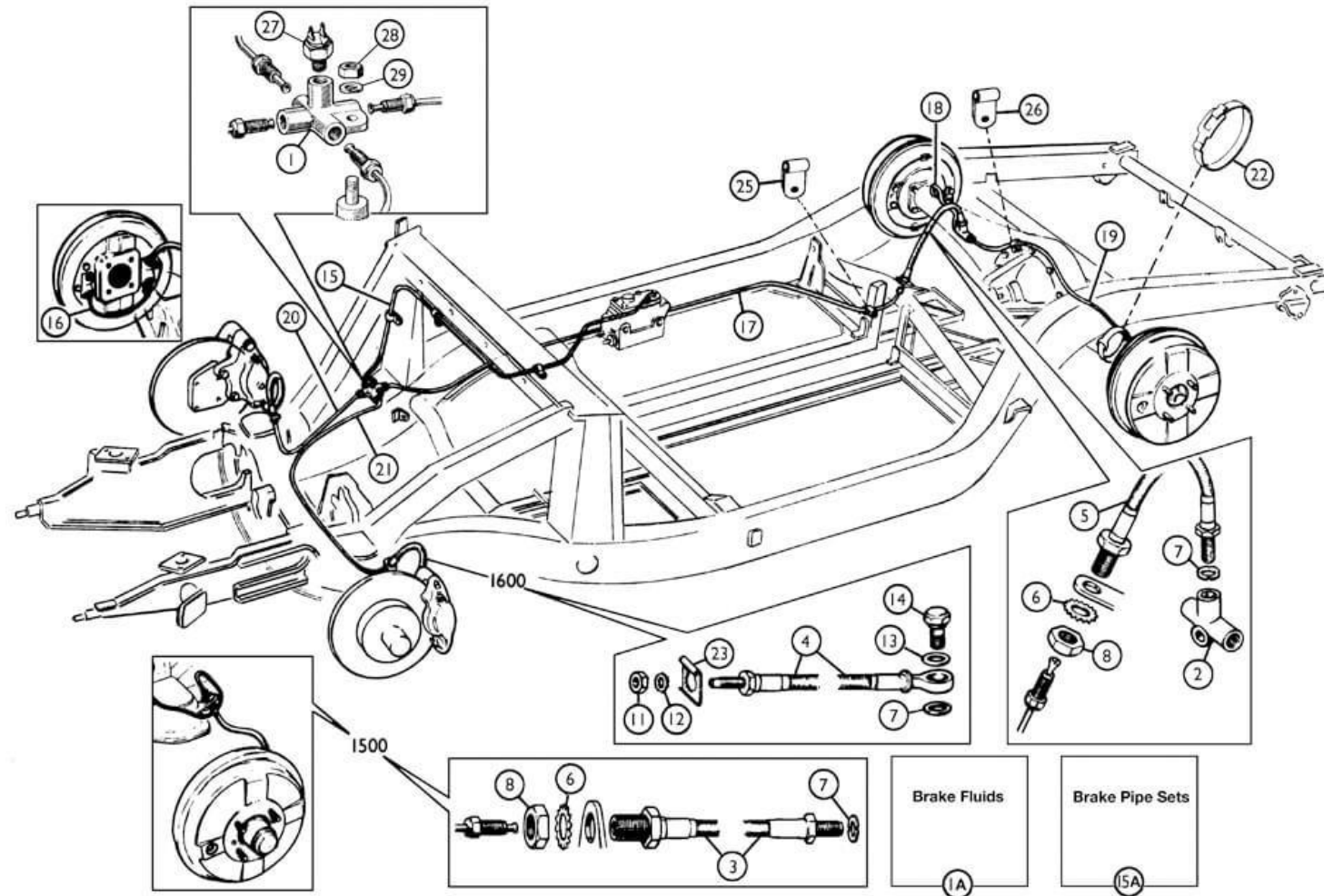
OBSERVED  
SECTION  
BEGINS

21

WY2 1170

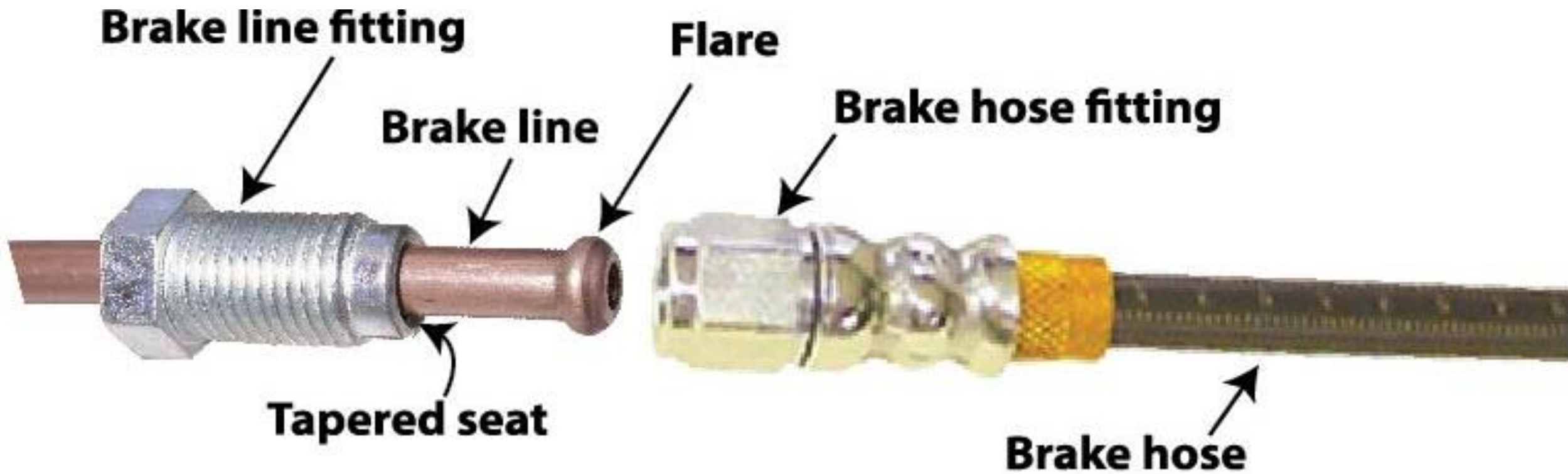


# Schema van de remleidingen op een MGA A



# Speciale sleutels voor remmen






Vervangen en herstellen van  
remleidingen

# Type verbindingen



# Op maat snijden van de leiding



# Verwijderen van de bramen





# De Flare tool, 3/16" SAE





Detail

# Detail



- Gewoon aanspannen



# Verbinding maken met de “Flare tool”



Vergeet het vet niet!



COPPER



Afgewerkt  
stuk met  
koppeling



VERGEET de  
verbindingen  
NIET !





Buigen van leidingen

Waar vinden  
we dit  
gereedschap:

- <https://www.ebay.co.uk/itm/6pc-SAE-Imperial-Flare-Nut-Spanner-Set-Fuel-Brake-and-Air-Conditioning-Lines/153603587542?epid=1805661177&hash=item23c37cbd6:g:WHcAAOSw0dpdVAqm>
- <https://www.ebay.co.uk/itm/Brake-Pipe-Flaring-Tool-for-3-16-Copper-Kunifer-Steel-Brake-Pipes-SAE-Double/272815053600?hash=item3f850b5b20:g:cIMAAOSw5HJXK4f~>
- <https://www.ebay.co.uk/itm/Classic-Car-Brake-Pipe-Connectors-Male-Female-3-Way-10mm-3-8-7-16-UNF-Populars/362555681576?ssPageName=STRK%3AMEBIDX%3AIT&trksid=p2057872.m2749.l2649>
- <https://www.ebay.co.uk/itm/Brake-Line-Pipe-Bender-Tube-Bending-Tool-3-16-1-4-5-16-3-8-FUEL-REPAIR/192613537033?hash=item2cd8a95509:g:HacAAOSwThtbYC~4>
- <https://www.ebay.co.uk/itm/Plumbers-Copper-Brass-Pipe-Cutter-3-25mm-Metal-Plastic-Mini-Brake-Tube-Slice/254366237006?hash=item3b3968c14e:g:vMcAAOSwh~xdhiE3>